

GENESIS GV80



GENESIS GV80

Model Line

Engine

Colour

Packages


Standalone options

Model Line	Price	Main standard features		
Premium Line	Diesel 3.0 8AT AWD (278 PS) 5 Seater / 7 Seater 74'100 CHF* / 74'600 CHF*	Exterior	Dual front LED headlamps (low & high projection) • LED Daytime Running Light (DRL) • LED rear stop lamp • LED rear fog lamps • LED side fender lamp • LED rear combination lamp • Lighting backup guidelines • Outside rear mirrors electrical adjustment, heated & electrical folding • Puddle lamp with logo • Electrochromatic outside rear view mirror • Dual rear muffler (black paint) & chrome coating (single muffler for diesel engine) • Outside door handles chrome coating	
		Wheels	Front brake ventilated disc 20 inch • Rear brake ventilated disc 19 inch • Alloy wheels 20 inch* • Michelin tyre • Tyre pressure monitoring system	
		Interior	Drink holder at centre armrest • Back high glossy interior trim* • Leather steering wheel • Non heated steering wheel* • Standard headlining • Standard A/B/C pillars • Standard sunvisor (driver & passenger) • Console storage box with dual pop up • Rear luggage cover	
		Seats	Standard dashboard* • Leatherette seat cover* • Without quilting for seats* • Headrest adjustment (up/down & tilt) • Memory function for driver & electric adjustment for passenger • Electric lumbar support (driver & passenger) • Electric height adjuster (driver & passenger) • Electric cushion tilt-up (driver) • 4:2:4 split back folding for rear seats • 5:5 split back folding for 3rd row seats (only on 7 seater) • Heated seats (front)*	
		Petrol 2.5T 8AT AWD (304 PS) 5 Seater / 7 Seater 73'000 CHF* / 73'500 CHF*	Safety	Driver & passenger airbag • Front thorax & pelvis, rear thorax & side curtain (FF & RR) airbag • Driver knee airbag • Centre side (front) airbag • ABS + ESC + HAC + MCB (Multi Collision Brake)
			Advanced safety	SCC (Smart Cruise Control) w/ stop & start • Rear BCA (Blind-spot Collision-avoidance Assist) • LKA (Lane Keeping Assist) • FCA (Forward Collision-avoidance Assist) (car/pedestrian/bicycle) • ISLA (Intelligent Speed Limit Assist) • MSLA (Manual Speed Limit Assist) • FCA-J (Forward Collision-avoidance Assist - Junction Turning) • LFA (Lane Following Assist)
		Infotainment	14.5 inch Navi screen, DAB radio, phone mirroring & Genesis Connected • Speakers front door • Speakers rear door low • Tweeter, external amp & centre (front) speaker • Steering wheel audio remote control • Bluetooth w/ voice recognition	
		Convenience	Preview ECS (Electronic Control Suspension) • Electric tilt & telescopic steering wheel with memory seat • EPB (Electric Parking Brake) with autohold • Isofix child anchor: upper & lower (rear) • Child door lock (auto) • Temporary Mobility Kit (TMK) • Auto high beam & dusk sensor • Front side laminated glass • Windshield acoustic film • Smart key & button start • Immobiliser • Central door lock driver's & passenger's control • 2x USB rear • 8 inch dashboard cluster TFT display • Electrochromatic inside rear view mirror • Drive mode integrated control • Paddle shifter (lever type) • Front & rear parking sensors • RVM (Rear View Monitor camera) w/ dynamic guidelines on screen • Rain sensor • Electric rear tailgate opening & height adjustable • Without rear side curtain* • Power outlet for rear (lower centre console) • Power outlet for trunk (RH) • USB charger console front (2 port) • Front air condition w/ dual zone adjustment • Rear air condition: manual* • Console ventilation duct • 2nd row heating floor output • Auto window defogger • Standard air filter*	
Model Line	Price	Luxury Line includes main standard features above. *Indicates feature upgrade on Luxury Line.		
Luxury Line	Diesel 3.0 8AT AWD (278 PS) 5 Seater / 7 Seater 81'600 CHF* / 82'100 CHF*	Wheels	Alloy wheels 22 inch	
		Interior	Real wood interior trim • Heated steering wheel	
		Seats	Leatherette Dashboard • Leather seat cover • Quilting for seats • Heated seats (front & rear)	
	Petrol 2.5T 8AT AWD (304 PS) 5 Seater / 7 Seater 80'500 CHF* / 81'000 CHF*	Convenience	Manual rear side curtain • Rear air condition: auto temp. control (3rd zone) • Premium air filter	


* Consumption and CO₂ information, efficiency classes and other technical information can be found on pages 5 & 6.

COLOURS AND TRIM

EXTERIOR COLOURS – PREMIUM LINE



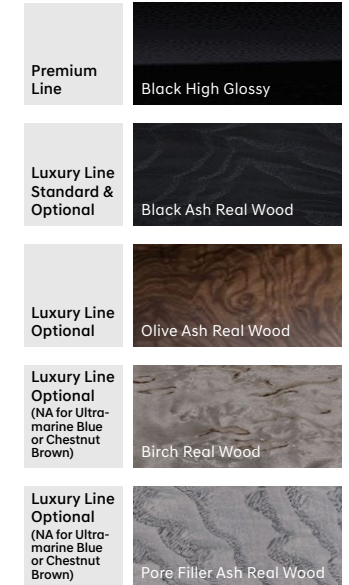
EXTERIOR COLOURS – LUXURY LINE



INTERIOR COLOURS



TRIM




Some illustrations show optional equipment.

WHEELS AND TIRES




20" Alloy
Medium Metallic Grey
(Machine-finished)



Summer
Pilot Sport 4 SUV
265/50 R20



22" Alloy
Medium Sputtering



Summer
Pilot Sport 4 SUV
265/40 R22

ENERG

MICHELIN 366906

265/50R20 111 W C1

A	A
B	B
C	C
D	D
E	E

C

72 dB

2020/740

ENERG

MICHELIN 747714

265/40R22 106 Y C1

A	A
B	B
C	C
D	D
E	E

C

72 dB

2020/740

OPTIONAL EXTRAS

Mode Line	Available extras and packs		
Premium Line	Innovation Pack	Reverse PCA (Parking Collision-avoidance Assist) • Dual front LED headlamps (low & high projection) w/ adaptive driving beam • 12.3 inch dashboard cluster 3D TFT display • Head-up display • FCA-JX (Forward Collision-avoidance Assist - Junction Turning & Crossing) • RSPA (Remote Smart Parking Assist) • SVM (Surround View Monitor cameras) • Rear seat alert (w/ sensor) • BVM (Blind-spot View Monitor) • HDA (Highway Driving Assist) II • Wireless phone charger	4'800 CHF
	Sunroof	Electric panoramic sunroof • Personal lamp (LED)	1'800 CHF
	e-LSD	Electronic Limited Slip Differential	550 CHF
	Wheels	Alloy wheels 22 inch	1'800 CHF
	Spare Tyre	Temporary spare tyre (only available for 5 seater)	40 CHF
Luxury Line	Innovation Pack	Reverse PCA (Parking Collision-avoidance Assist) • Dual front LED headlamps (low & high projection) w/ adaptive driving beam • 12.3 inch dashboard cluster 3D TFT display • Head-up display • FCA-JX (Forward Collision-avoidance Assist - Junction Turning & Crossing) • RSPA (Remote Smart Parking Assist) • SVM (Surround View Monitor cameras) • Rear seat alert (w/ sensor) • BVM (Blind-spot View Monitor) • HDA (Highway Driving Assist) II • Wireless phone charger	4.800 CHF
	Sunroof	Electric panoramic sunroof • Personal lamp (LED)	1'800 CHF
	Comfort Seat Pack	Ergo motion seats for driver • Electric cushion extension (driver) • Side bolster, cushion & back cushion adjuster (driver) • Ventilated seats (front) • Touch power seat adjustment switch	1'550 CHF
	2nd Row Comfort Pack 5 Seater	Laminated rear glass • Electric 4:2:4 back folding for rear seats • Electric rear seats sliding (LH/RH) • Electric cushion tilt adjuster (rear LH) • Electric cushion tilt adjuster (rear RH) • Ventilated seats (front & rear) • Front & rear soft door close • Electric rear side curtain • A/C inverter (220V)	2'810 CHF
	Lexicon Audio System	Lexicon audio system • Speakers rear quarter • Tweeter (FRT & RR), external amp (high), centre (FRT) & Surround Sound • Active road noise cancelling	1'250 CHF
	Nappa Leather Seat Pack	Nappa leather seat cover • Two tone leather steering wheel heated • Suede headlining • Suede A/B/C pillars • Suede sunvisor (driver & passenger)	2'890 CHF
	2nd and 3rd Row Comfort Seat Pack 7 Seater	Laminated rear glass • Electric 4:2:4 back folding for rear seats • Electric cushion tilt adjuster (rear LH) • Electric cushion tilt adjuster (rear RH) • Rear seats electric folding & unfolding • Ventilated seats (front & rear) • Front & rear soft door close • Electric rear side curtain • A/C inverter (220V)	2'990 CHF
	Comfort Seat Pack + 2nd Row Comfort Pack 5 Seater	Laminated rear glass • Ergo motion seats for driver • Electric cushion extension (driver) • Side bolster, cushion & back cushion adjuster (driver) • Electric 4:2:4 back folding for rear seats • Electric rear seats sliding (LH/RH) • Electric cushion tilt adjuster (rear LH) • Electric cushion tilt adjuster (rear RH) • Ventilated seats (front & rear) • Touch power seat adjustment switch • Front & rear soft door close • Electric rear side curtain • A/C inverter (220V)	4'360 CHF
	Comfort Seat Pack + 2nd and 3rd Row Comfort Pack 7 Seater	Laminated rear glass • Ergo motion seats for driver • Electric cushion extension (driver) • Side bolster, cushion & back cushion adjuster (driver) • Electric 4:2:4 back folding for rear seats • Electric cushion tilt adjuster (rear LH) • Electric cushion tilt adjuster (rear RH) • Rear seats electric folding & unfolding • Ventilated seats (front & rear) • Touch power seat adjustment switch • Front & rear soft door close • Electric rear side curtain • A/C inverter (220V)	4'540 CHF
	e-LSD	Electronic Limited Slip Differential	550 CHF
Spare Tyre	Temporary spare tyre (only available for 5 seater)	40 CHF	

TECHNICAL SPECIFICATIONS – PETROL 2.5T AWD AT8

BODY

	5 Seater	7 Seater
No. of doors/seats	5 / 5	5 / 7
Length/width/height (running order)	4945 mm / 1975 mm / 1715 mm	
Wheelbase	2955 mm	
Track, front/rear	1674 mm / 1689 mm	
Overhang, front/rear	880 mm / 1110 mm	
Minimum ground clearance	205 mm	
Minimum turning circle	11.98 m	
Fuel tank capacity	80 L	
Mass in running order (minimum)	2145 kg	2190 kg
Max. load mass	2825 kg	2890 kg
Max. mass on each axle, front/rear	1440 kg / 1625 kg	1355 kg / 1765 kg
Max. trailer load, braked	2722 kg	
Max. trailer load, unbraked	750 kg	
Luggage comp. capacity (VDA)	735 L	727 L
Max. Luggage comp. capacity (VDA)	2152 L	2144 L
Coefficient of drag	0.27	

TRANSMISSION

	5 Seater	7 Seater
Transmission Type of Gearbox	8 speed automatic	
Gear ratios:	I	17.294
	II	10.767
	III	7.024
	IV	5.130
	V	4.363
	VI	3.630
	VII	2.844
	VIII	2.465
	REV	9.917

DRIVING DYNAMICS AND SAFETY

	5 Seater	7 Seater
Suspension type, front	Multi Link	
Suspension type, rear	Multi Link	
Brake type, front	4 pot-caliper brake, Φ 380 mm	
Brake type, rear	1 pot-caliper brake, Φ 360 mm	
Euro NCAP rating	5 stars	
Steering	MDPS, electric power steering	
Steering ratio	14.14	
Turning radius	5.99 m	
Tyres, front/rear	265/50 R20 / 265/40 R22 265/50 R20 / 265/40 R22	
Rims, front/rear	8.5J x 20 / 9.5J x 22 8.5J x 20 / 9.5J x 22	

ENGINE

	5 Seater	7 Seater
Cylinder config./valves in-line	I4 / 16-VALVE HLA	
Effective capacity	2.497 cm ³	
Bore x Stroke	88.5 mm x 101.5 mm	
Compression ratio	10.5	
Max. output	304 PS / 5,800 rpm	
Max. torque	422 Nm / 1,650–4,000 rpm	

FUEL CONSUMPTION WLTP

	5 Seater	7 Seater
LOW phase (low/high – l/100 km)	15.440 / 15.715	
MID phase (low/high – l/100 km)	10.003 / 10.687	
HIGH phase (low/high – l/100 km)	9.079 / 9.452	
EXTRA HIGH phase (low/high – l/100 km)	11.082 / 11.161	
Combined (low/high – l/100 km)	10.825 / 11.144	
LOW phase (low/high – g/km)	343.93 / 349.93	
MID phase (low/high – g/km)	222.68 / 237.82	
HIGH phase (low/high – g/km)	202.08 / 210.26	
EXTRA HIGH phase (low/high – g/km)	246.74 / 248.39	
Combined (low/high – g/km)	241.00 / 248.00	
Combined Electricity Consumption	-	
Energy Efficiency Class	G	
Average CO ₂ Emissions of all models offered in Switzerland	169 g/km	
Provisional CO ₂ Emissions for models available in Switzerland	118 g/km	
Emission rating	Euro 6D	

PERFORMANCE

	5 Seater	7 Seater
Acceleration 0–100 km/h	7.7 sec	
Acceleration 80–120 km/h	5 sec	
Top speed	237 km/h	

*The fuel consumption and emission values provided on this website are calculated using the Worldwide Harmonised Light Vehicles Test Procedure (WLTP). WLTP is a legally prescribed procedure for measuring fuel consumption and CO₂ emissions under more realistic conditions than its predecessor, the New European Driving Cycle (NEDC). Since the test conditions are more realistic, the fuel consumption and CO₂ emission values measured under WLTP are often higher than those measured under NEDC.

TECHNICAL SPECIFICATIONS – DIESEL 3.0D AWD AT8

BODY

	5 Seater	7 Seater
No. of doors/seats	5 / 5	5 / 7
Length/width/height (running order)	4945 mm / 1975 mm / 1715 mm	
Wheelbase	2955 mm	
Track, front/rear	1674 mm / 1689 mm	
Overhang, front/rear	880 mm / 1110 mm	
Minimum ground clearance	205 mm	
Minimum turning circle	11.98 m	
Fuel tank capacity	80 L	
Mass in running order (minimum)	2255 kg	2300 kg
Max. load mass	2940 kg	3005 kg
Max. mass on each axle, front/rear	1440 kg / 1625 kg	1355 kg / 1765 kg
Max. trailer load, braked	2722 kg	
Max. trailer load, unbraked	750 kg	
Luggage comp. capacity (VDA)	735 L	727 L
Max. Luggage comp. capacity (VDA)	2152 L	2144 L
Coefficient of drag	0.27	

TRANSMISSION

	5 Seater	7 Seater
Transmission Type of Gearbox	8 speed automatic	
Gear ratios:	I	15.495
	II	9.647
	III	6.293
	IV	4.596
	V	3.909
	VI	3.252
	VII	2.548
	VIII	2.208
	REV	8.885

DRIVING DYNAMICS AND SAFETY

	5 Seater	7 Seater
Suspension type, front	Multi Link	
Suspension type, rear	Multi Link	
Brake type, front	4 pot-caliper brake, Φ 380 mm	
Brake type, rear	1 pot-caliper brake, Φ 360 mm	
Euro NCAP rating	5 stars	
Steering	MDPS, electric power steering	
Steering ratio	14.14	
Turning radius	5.99 m	
Tyres, front/rear	265/50 R20 / 265/40 R22 265/50 R20 / 265/40 R22	
Rims, front/rear	8.5J x 20 / 9.5J x 22 8.5J x 20 / 9.5J x 22	

ENGINE

	5 Seater	7 Seater
Cylinder config./valves in-line	I6 / 24-VALVE HLA	
Effective capacity	2.996 cm ³	
Bore x stroke	83.0 mm x 92.3 mm	
Compression ratio	16	
Max. output	278 PS / 3,800 rpm	
Max. torque	588 Nm / 1,500–3,000 rpm	

FUEL CONSUMPTION WLTP

	5 Seater	7 Seater
LOW phase (low/high – l/100 km)	11.622 / 11.407	
MID phase (low/high – l/100 km)	8.540 / 9.266	
HIGH phase (low/high – l/100 km)	7.164 / 7.540	
EXTRA HIGH phase (low/high – l/100 km)	8.564 / 9.085	
Combined (low/high – l/100 km)	8.535 / 8.956	
LOW phase (low/high – g/km)	299.78 / 294.36	
MID phase (low/high – g/km)	220.13 / 239.04	
HIGH phase (low/high – g/km)	184.57 / 194.42	
EXTRA HIGH phase (low/high – g/km)	220.76 / 234.35	
Combined (low/high – g/km)	220.00 / 231.00	
Combined Electricity Consumption	-	
Energy Efficiency Class	G	
Average CO ₂ Emissions of all models offered in Switzerland	169 g/km	
Provisional CO ₂ Emissions for models available in Switzerland	118 g/km	
Emission rating	Euro 6D	

PERFORMANCE

	5 Seater	7 Seater
Acceleration 0–100 km/h	7.5 sec	
Acceleration 80–120 km/h	5.1 sec	
Top speed	230 km/h	

*The fuel consumption and emission values provided on this website are calculated using the Worldwide Harmonised Light Vehicles Test Procedure (WLTP). WLTP is a legally prescribed procedure for measuring fuel consumption and CO₂ emissions under more realistic conditions than its predecessor, the New European Driving Cycle (NEDC). Since the test conditions are more realistic, the fuel consumption and CO₂ emission values measured under WLTP are often higher than those measured under NEDC.