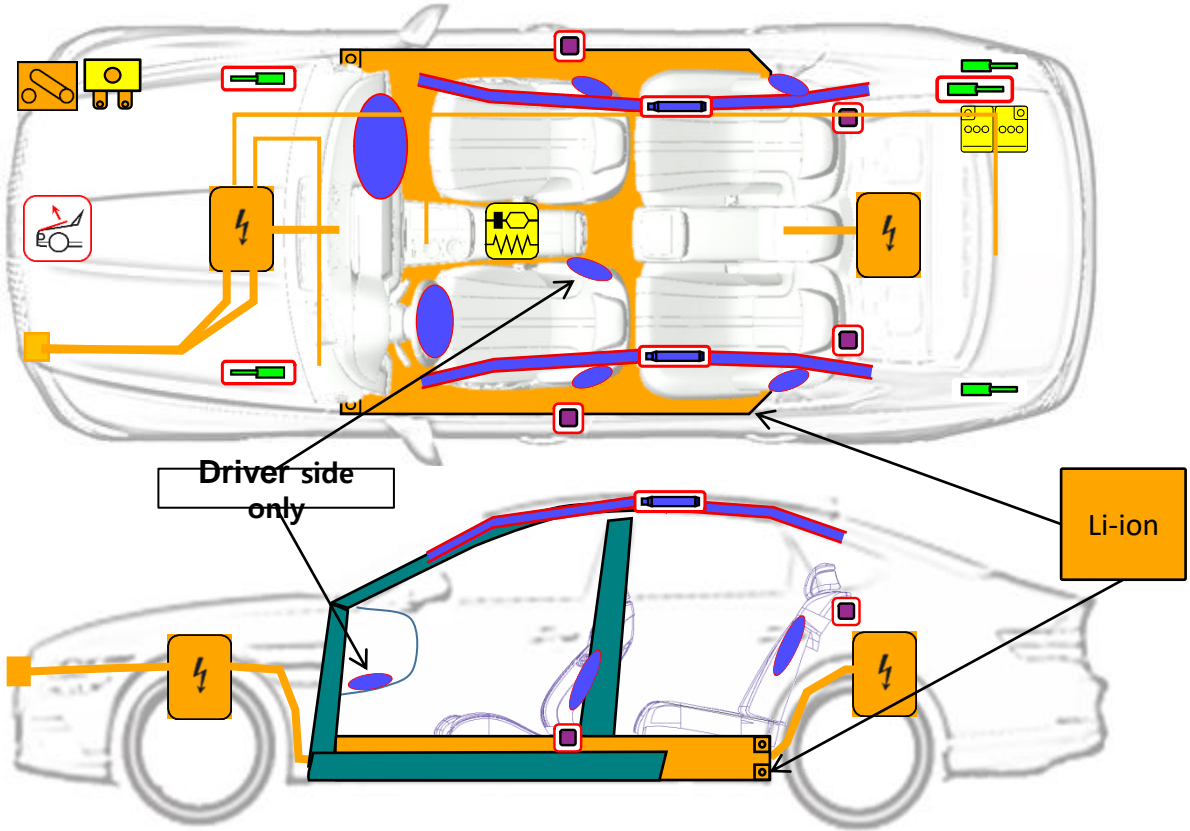




Genesis G 80 Electric
Sedan, 5 doors
From Oct. 2021



Reserved for holes (paper version)

	Airbag		Stored gas inflator		Seat belt pretensioner		SRS control unit		Pedestrian protection active system
	Automatic rollover protection system		Gas strut / Preloaded spring		High strength zone		Zone requiring special attention		High voltage component
	Battery low-voltage		Ultra-capacitor, low voltage		Fuel tank		Gas tank		Safety value
	Battery pack, high-voltage		High voltage power cable		High voltage device that disconnects high voltage		Fuse box disabling high voltage		High voltage ultra capacitor

1. Identification / recognition

Brand Emblem



Car Name

G80



2. Immobilisation / stabilisation / lifting

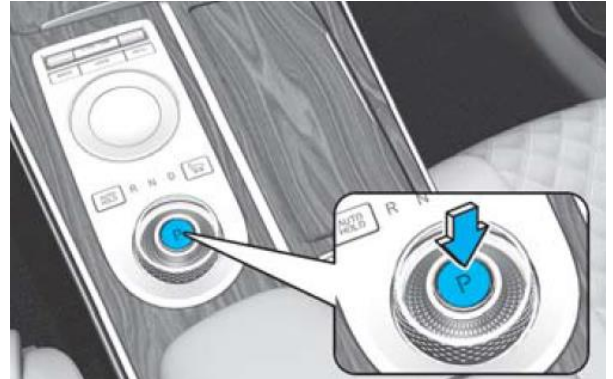
■ Immobilisation

1



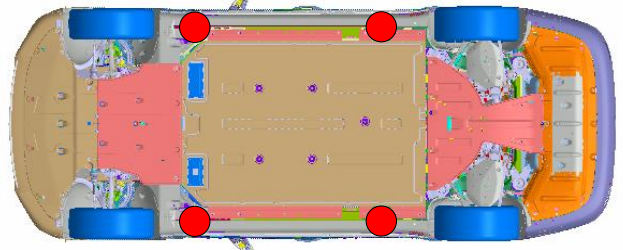
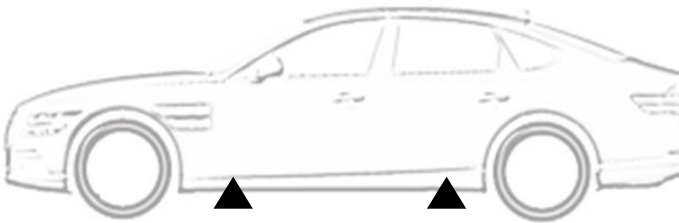
1. Chock the wheels and pull the switch to set the parking brake.

2



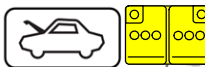
2. For automatic transmission vehicles, shift into park (P) gear.

■ Lifting points under the vehicle:



3. Disable direct hazards / safety regulations

■ Access to the battery



or



1. Press and hold the trunk open button located on the instrument panel to open the power trunk.

1. Press the trunk open button located outside the trunk while carrying the smart key to open the power trunk.

2. To access the battery, remove the clip (A) and release the cover (B).

Disabling procedure

Low voltage battery (12 V)



① Turn the ignition switch off

② Disconnect the negative(-) terminal

③ Disconnect the positive(+) terminal

High voltage battery



① Open cover of the fuse box in the engine compartment

② Pull up the yellow lever in the high voltage cut-off switch

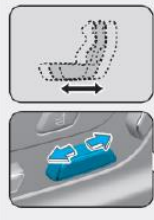


4. Access to the occupants

Seat adjustment

Forward and rearward adjustment

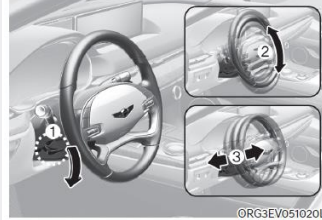
Seatback angle adjustment



Steering column adjustment

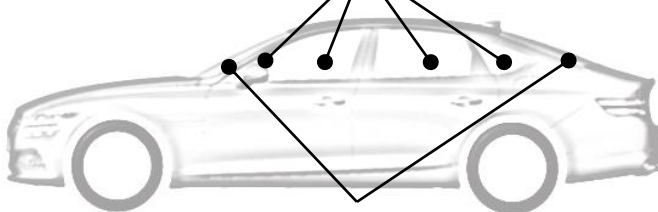
Manual adjustment

Power adjustment



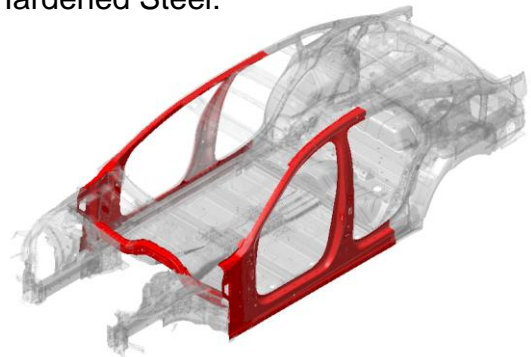
Side glazing:

Tempered (Standard)
Laminated (Optional)



Windshield : Laminated
Rear Glass : Tempered

Vehicle Body Hardened Steel:

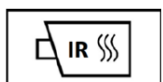


5. Stored energy / liquids / gases / solids

	<p>Standard: 522.7V</p>							
	<p>12V</p>							
	<table border="1"> <thead> <tr> <th colspan="2">Refrigerant amount</th> </tr> </thead> <tbody> <tr> <td>R-134a</td> <td>980g</td> </tr> <tr> <td>R-1234yf</td> <td>925g</td> </tr> </tbody> </table>	Refrigerant amount		R-134a	980g	R-1234yf	925g	
Refrigerant amount								
R-134a	980g							
R-1234yf	925g							



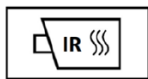
When coolant leaks from the battery pack, it can become unstable with risk of thermal runaway. Check battery pack temperature with thermal imaging camera.



6. In case of fire



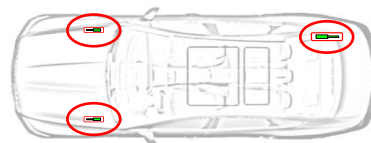
Use large amount of water



BATTERY RE-IGNITION!

■ Gas Strut/ Preloaded spring

Risk of missile effect of hood and tailgate



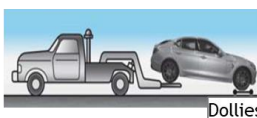
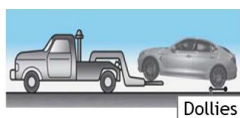
7. In case of submersion



Do not touch any of the high-voltage components or cables including the high voltage cut-off switch, as doing so poses an electrocution hazard. Work on the vehicle only after the vehicle has been pulled out of the water.


8. Towing / transportation / storage

OK :



Location front hook

Location rear hook



Not OK :



STORE AT SAFE DISTANCE FROM OTHER VEHICLES

10. Explanation of pictograms used

	Electric vehicle		Warning high voltage
	Caution		Risk of flammability
	Risk of corrosive material/substances		Risk of damaging human health
	Risk of an explosion		Risk of acute toxicity
	Air-conditioning component		Warning low temperature
	Use IR Camera (thermal imaging)		Use water to extinguish the fire
	Bonnet		