

# GENESIS ELECTRIFIED G80



Model shown is the Electrified G80 Dynamic and includes options available at an additional cost.

All prices are recommended retail prices of Genesis Motor UK Limited incl. statutory VAT.

## GENESIS ELECTRIFIED G80

Model Line

Colours and Trim

Wheels and Tyres

Optional Equipment

Price OTR<sup>+</sup>

Main standard features

	Price OTR <sup>+</sup>	Main standard features
		<p><b>Exterior</b></p> <p>Dynamic Welcome Lighting • Electrically adjustable, heated door mirrors • Electrically folding door mirrors • Electrochromatic driver's door mirror (auto-dimming) • Heated motorised charging door • Heated rear window • LED daytime running lights • LED taillights • Multi-lens array (MLA) LED headlamps with Intelligent Front-lighting System • Puddle lamp with logo • Rear fog lamp • Windshield with acoustic film</p>
		<p><b>Wheels</b></p> <p>19" alloy wheels • Michelin summer tyres</p>
		<p><b>Interior</b></p> <p>Acoustically insulated glass - front side windows and windscreen • Auto-dimming rear view mirror • Centre console storage box with 12V socket and 2x usb-c ports • Driver and passenger vanity mirrors with LED light • Electrically adjustable steering wheel • Front cup holders • Front seat back pockets • Heated front console armrest • Heated leather steering wheel • Interior inlays - forged wood • Leatherette dashboard • LED interior lighting • Luggage net • Through-load hatch</p>
		<p><b>Seats</b></p> <p>5 seats • Driver and front passenger seat electric height adjustment • Driver and front passenger seat electric lumbar support • Driver's seat memory function • Electrically adjustable front seats • Front heated seats • Leather upholstery • Rear centre armrest with cup holders</p>
<b>Dynamic</b>	<p>AWD 272 kW (370 PS) <b>£76,515<sup>+</sup></b></p>	<p><b>Safety</b></p> <p>10 airbags • Anti-lock Braking System • Driver Attention Monitor • E-Call • Electronic Stability Control • Multi-collision Braking • Power child locks • Rain sensor • Rear Occupant Alert • Temporary Mobility Kit • Tyre Pressure Monitoring System • Auto headlight control</p>
		<p><b>Advanced safety</b></p> <p>Blind-Spot Collision-Avoidance Assist - Rear (BCA) • Forward Collision-avoidance Assist (FCA 2) • Highway Driving Assist 2 (HDA 2) with Lane Change function • Intelligent Speed Limit Assist (ISLA) • Lane Following Assist (LFA 2) • Lane Keeping Assist (LKA) • Manual Speed Limit Assist • Parking Collision-Avoidance Assist (PCA) - Reverse/Forward/Side • Smart Cruise Control 2 with Stop &amp; Go (SCC)</p>
		<p><b>Infotainment</b></p> <p>27" Panoramic OLED infotainment touchscreen and cluster display • Active Road Noise Canceling • Bang &amp; Olufsen 17-speaker surround sound system with Dolby Atmos • Blind-Spot View Monitor (BVM) • Bluetooth connectivity with voice recognition • DAB Radio • Entertainment streaming • Fingerprint sensor • Head-Up Display (HUD) • Over-The-Air (OTA) software updates • Over-The-Air (OTA) vehicle updates • Rear View Monitor (RVM) • Satellite navigation • Surround View Monitor (SVM) • Wireless device charger (front)</p>
		<p><b>Convenience</b></p> <p>3-zone climate control • Air purifier • Auto window defogger • Drive Mode Select • Electric parking brake with auto-hold function • High Beam Assist (HBA) • Parking Distance Warning (PDW) - front/rear/side • Power operated tailgate • Powered windows (with anti-trap) • Premium air filter • Preview Electronic Control Suspension • Smart Key &amp; button start • Shift By Wire Gear Selector</p>
		<p><b>BEV specific</b></p> <p>400 V / 800 V Charging Technology (DC up to 187kW) • Battery heater • Heat Pump • I-Pedal (One-pedal driving) • Smart Regenerative Braking (level adjustable) • Type 2 Mode 3 charging cable</p>

<sup>+</sup> 'On The Road' price includes vehicle, number plates, delivery, first registration fee, Vehicle Excise Duty (VED) and VAT.

	Price OTR <sup>+</sup>	Main standard features
<b>Luxury</b>	AWD 272 kW (370 PS) <b>£84,215<sup>+</sup></b>	<b>Interior</b> Electric rear side window blinds • Electric rear window blind • Leather stitched steering wheel centre pad • Leather centre console • Rear vanity mirrors • Suede headlining
		<b>Seats</b> Driver and front passenger Ergo-motion seats with massage function • Driver and front passenger seat electric cushion extension • Driver and front passenger seat electric side bolsters and lower cushion air support system • Front passenger's seat controls from second row • Front passenger's seat memory function • Front ventilated seats • Quilted Nappa leather upholstery • Rear centre armrest with control box • Rear heated seats • Rear Ergo-motion outer seats with massage function • Rear outer seat electric tilt/slide adjustment with memory function • Rear outer seats with electric lumbar support • Rear seat electric headrest adjustment • Rear seat electric leg support • Rear seat wing-out headrests • Rear ventilated seats
		<b>Convenience</b> Power closing rear doors • Soft closing front and rear doors

<sup>+</sup>'On The Road' price includes vehicle, number plates, delivery, first registration fee, Vehicle Excise Duty (VED) and VAT.

# COLOURS AND TRIM






## EXTERIOR COLOURS

Solid	Pearl/Metallic	Matte								
Aito White £0	Uyuni White £890	Tasman Blue £890	Valma Grey £890	Capri Blue £890	Savile Silver £890	Makalu Grey £890	Vik Black £890	Matira Blue £890	Ceres Blue £890	Makalu Grey Matte £2,490

## INTERIOR COLOURS

Leather  Standard on Dynamic				
Nappa Leather with Quilting  Standard on Luxury, option for Dynamic				

## TRIM

Standard	
Optional	
	
	
	

Some illustrations show optional equipment.

# WHEELS AND TYRES



**19" Alloy**  
Hyper Silver A-Type  
Dynamic & Luxury



**Summer**  
Pilot Sport 4  
245/45ZR19 (FW)  
275/40ZR19 (RW)

**MICHELIN** 737992

245/45R19 102 Y C1

A	A
B	B
C	C
D	D
E	E

**C**

72 dB

ABC

01/2/2020

**MICHELIN** 654126

275/40ZR19 105 Y C1

A	A
B	B
C	C
D	D
E	E

**C**

72 dB

ABC

01/2/2020

## OPTIONAL EQUIPMENT

Availability	Option content	
All grades	<b>Rear Wheel Steering System</b>	Rear Wheel Steering (RWS) <span data-bbox="2072 201 2123 221">£1,120</span>
Dynamic	<b>Comfort Pack</b>	Ergo-motion front seats - 18-way electrically adjustable • Front passenger seat memory function (in addition to driver) • Massage function (driver & front passenger) • Passenger walk-in function • Power adjustable cushion extension, seat base and side bolsters (driver & front passenger) • Ventilated front seats <span data-bbox="2072 268 2123 288">£2,470</span>
	<b>Nappa Leather Pack</b>	Quilted Nappa leather upholstery • Suede A/B/C pillars • Suede headlining • Suede sunvisors • Leather centre console box <span data-bbox="2072 336 2123 357">£2,620</span>

# TECHNICAL SPECIFICATIONS

## BATTERY & POWERTRAIN

Drivetrain	AWD
Type of gearbox	1-step gearbox
Total system power	272 kW (370 PS)
Front electric motor	136 kW (185 PS)
Rear electric motor	136 kW (185 PS)
Total max. torque	700 Nm
Type of battery	Lithium-Ion
Battery Capacity	97.5 kWh
Operating Voltage	500 V
Weight	546.2 kg
On Board Charger Power	7 kW (Single-phase) / 11 kW (Three-phase)
Max. charging capability DC	187 kW

## ELECTRIC ENERGY CONSUMPTION WLTP <sup>1,2</sup>

Electric consumption combined	3.4 mi/kWh
Electric consumption city	4.1 mi/kWh
Range combined	354 miles
Range city	425 miles

## CHARGE TIME <sup>2</sup>

Quick Charge DC (10% > 80%) charger up to 350 kW	25 Minutes <sup>3</sup>
Quick Charge DC (10% > 80%) 50 kW charger	84 Minutes
Standard AC (10% > 100%) Wallbox / 11kW (3-phase, 230V, 16A)	8h 30m

## CHARGING CABLES

Public charging cable (AC) Type 2 Mode 3	
Length	5 m
Max. Voltage	480 V
Max. Amperage	32 A
Type	Type 2 <-> Type 2

## VEHICLE TO LOAD CAPACITY

Max. power	3.68 kW
------------	---------

## BODY

No. of doors / seats	4 / 5
Length / Height (running order)	5135 mm / 1480 mm
Width mirror folded	1925 mm
Width mirror deployed	2115 mm
Wheelbase	3140 mm
Overhang, front / rear	850 mm / 1145 mm
Minimum ground clearance	144 mm
Minimum turning radius	12.1 m
Mass in running order (minimum)	2410 kg
Max. loading mass	2900 kg
Roof load	100 kg
Trunk volume	334 l
Coefficient of drag	0.25

## DRIVING DYNAMICS AND SAFETY

Suspension type, front	Multi Link
Suspension type, rear	Multi Link
Brake type, front	ventilated / Ø360X34t
Brake type, rear	ventilated / Ø360X20t
Steering ratio	11.2
Tyres, front / rear	245/45ZR19 / 275/40ZR19
Rims, front / rear	8.5J x 19 / 9.5J x 19

## PERFORMANCE

Acceleration 0–62 mph	5.1 sec
Acceleration 50–75 mph	3.3 sec
Top speed	139 mph
Noise Level, moving	67 dB(A)

<sup>1</sup> The consumption and emission values shown were determined according to the statutory legal measurement procedures. The fuel consumption and emission values shown are based on the Worldwide Harmonised Light Vehicles Test Procedure (WLTP). Further information on the WLTP measurement procedures can be found at <https://www.genesis.com/uk/en/wltp.html>.

<sup>2</sup> The electric energy consumption, charge time and performance figures may not reflect real life driving results, which will depend upon a number of factors including the starting charge of the battery, accessories fitted (post-registration), variations in weather, driving styles and vehicle load. The optional equipment you have selected during configuration may result in your configured model corresponding to a different approved vehicle type than a vehicle without the optional equipment. This may also cause deviations in the values for the configured model.

<sup>3</sup> Only with 350 kW ultra-rapid chargers which are not widely available in the UK.