

GENESIS GV60



Model shown is the GV60 AWD Performance and includes options available at an additional cost.

All prices are recommended retail prices of Genesis Motor UK Limited incl. statutory VAT.

GENESIS GV60

Model Line

Colours and Trim

Wheels and Tyres

Optional Equipment

Price OTR⁺

Main standard features

RWD Pure

RWD Single Motor
168 kW (229 PS)
£54,115⁺

Exterior

Body color bumpers • Electrically adjustable, heated door mirrors • Electrically folding door mirrors • Flush door handles (automatic) • Heated rear window • LED daytime running lights • LED taillights • Micro-lens Array (MLA) LED headlamps • Puddle lamp with logo • Rear fog lamp • Rear privacy glass

Wheels

19" alloy wheels • Michelin summer tyres

Interior

Acoustically insulated glass - front side windows and windscreen • Air purifier • Aluminium interior trim • Ambient lighting - 64 colours • Crystal Sphere • Dual-zone climate control • Front seat back pockets • Heated leather steering wheel • Leatherette door center trim • LED frunk lamp • LED illumination for sunvisor (driver & passenger) • LED boot lamp • Luggage board • Luggage net • Net hook • Premium air filter • Rear luggage cover • Regenerative braking paddles on steering wheel • Sliding sunvisor (driver & passenger) • Steering wheel adjustment - manual • Vanity mirrors (driver & passenger) • Vehicle-to-Load interior socket • Windows controls auto up / down & safety

Seats

60:40 split folding rear seats • Electric front seat adjustment • Electric lumbar support (driver) • Electric seat height adjustment (driver & passenger) • Heated front seats (3-stage) • Leatherette upholstery • Rear center armrest • Twin cup holder in rear center armrest

Safety

Auto headlight control • Backup light guidelines • 10 airbags • Anti-lock Braking System • Child lock (manual) • E-Call • Electronic Stability Control • Immobiliser • Multi-Collision Braking • Rain sensor • Rear ISOFIX • Rear Occupant Alert (ROA) • Trailer Stability Assist • Temporary Mobility Kit (TMK) • Tyre Pressure Monitoring System (TPMS) • Electric parking brake with auto-hold • Trailer pre-wiring • Walk-away locking

Advanced safety

Advanced Driver Distraction Warning • Blind-Spot Collision-Avoidance Assist - Rear (BCA-R) • Forward Collision-Avoidance Assist 1.5 (FCA 1.5) • Highway Driving Assist (HDA) • Intelligent Speed Limit Assist (ISLA) • Lane Following Assist 2 (LFA 2) • Lane Keeping Assist (Line/Road Edge) • Smart Cruise Control 2 (SCC 2)

Infotainment

27" panoramic OLED infotainment touchscreen and cluster display • Bluetooth Connectivity with Voice Recognition • DAB Radio • Fingerprint sensor • Front USB-C ports (x2) • Over The Air (OTA) software updates • Parking Distance Warning (PDW) - front/rear • Power opening tailgate (height adjustable) • Power outlet in center console (12v) • Power outlet in boot (12v) • Rear View Monitor • Satellite navigation (with live services) • Smart Key & button start • Trip computer • Wireless device charger

Driving Dynamics

Drive Mode Select

BEV specific

400 V / 800 V Charging Technology (DC up to 240kW) • Battery Conditioning 2.0 • Heat Pump • i-Pedal (one-pedal driving) • Type 2 Mode 3 charging cable • Shift-By-Wire Gear Selector • Smart Regenerative Braking 3.0











⁺ 'On The Road' price includes vehicle, number plates, delivery, first registration fee, Vehicle Excise Duty (VED) and VAT.

	Price OTR ⁺	AWD Sport includes main standard features above	
AWD Sport	AWD Dual Motor 160 kW + 74 kW (234 kW / 318 PS) £58,515⁺	Wheels	20" alloy wheels
		AWD Performance includes main standard features above	
		Exterior	Acoustically insulated glass - front and rear side windows • Intelligent Front-lighting System (IFS)
		Wheels	21" alloy wheels • White brake calipers
		Interior	Metal pedals • Electric tilt & telescopic steering wheel with memory function • Suede door center trim • Suede headlining
AWD Performance	AWD Dual Motor 180 kW + 180 kW (360 kW / 490 PS) £67,715⁺	Seats	Driver's seat memory function • Electric cushion extension (driver) • Electric lumbar support (passenger) • Electric side bolster & seat cushion adjustment (driver) • 18-way electrically adjustable Ergo-Motion driver's seat • Heated rear seats (3-stage) • Nappa leather upholstery • Premium Relaxation Seat (driver) • Premium Relaxation Seat (passenger) • Ventilated front seats
		Advanced safety	Parking Collision-Avoidance Assist (PCA) - Reverse
		Infotainment	Blind-Spot View Monitor (BVM) • Head-up Display (HUD) • Parking Distance Warning (PDW) - front/rear/side • Surround View Monitor (SVM)
		Driving Dynamics	Boost Mode • Drift Mode • Electronic Limited Slip Differential (E-LSD) • Preview Electronic Control Suspension (ECS) • Virtual Gearshift

⁺ 'On The Road' price includes vehicle, number plates, delivery, first registration fee, Vehicle Excise Duty (VED) and VAT.

COLOURS AND TRIM



EXTERIOR COLOURS

Solid	Metallic/Pearl	Matte
 <p>Alta White £0</p>	 <p>Vik Black £810</p>	 <p>Uyuni White £810</p>
	 <p>Savile Silver £810</p>	 <p>Matterhorn White £2,170</p>
	 <p>Makalu Grey £810</p>	 <p>Makalu Grey £2,170</p>
	 <p>Ceres Blue £810</p>	 <p>Ceres Blue £2,170</p>
	 <p>Tromso Green £810</p>	

INTERIOR COLOURS

<p>Leatherette</p> <p>RWD Pure & AWD Sport standard</p>	 <p>Obsidian Black</p>	 <p>Glacier White / Ash Grey</p>	
<p>Nappa Leather</p> <p>Standard AWD Performance, optional RWD Pure & AWD Sport</p>	 <p>Obsidian Black</p>	 <p>Glacier White / Ash Grey</p>	 <p>Aqua Green / Galaxy Black</p>


TRIM

<p>Standard</p>	 <p>Brushed Metal</p>
<p>Optional</p>	 <p>Triangle Pattern</p>

WHEELS AND TYRES




19" Alloy
Matt Dark Grey
RWD Pure Standard



Summer
Primacy 4
235/55 R19 105 W (FW & RW)




20" Alloy
Light Silver
AWD Sport Standard




Summer
Pilot Sport EV
255/45 R20 105 W (FW & RW)



21" Alloy
Dark Metallic Glossy Grey
AWD Performance Standard



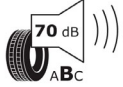
Summer
Pilot Sport EV
255/40 R21 102 Y XL (FW & RW)

ENERG 


MICHELIN 669466

235/55R19 105 W C1

	A	A	
	B	B	B
	C	C	
	D	D	
	E	E	

 70 dB ABC

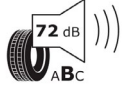
2020/740

ENERG 


MICHELIN 924612

255/45R20 105 W C1

	A	A	
	B	B	B
	C	C	
	D	D	
	E	E	

 72 dB ABC

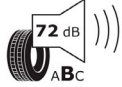
2020/740

ENERG 

MICHELIN 210327

255/40R21 102 Y XL C1

	A	A	
	B	B	B
	C	C	
	D	D	
	E	E	

 72 dB ABC

2020/740

OPTIONAL EQUIPMENT

Availability	Option content		
All grades	Bang & Olufsen Pack	Bang & Olufsen surround sound system • Active Road Noise Canceling	£1,340
	Sunroof Pack	Vision Roof (fixed) • Roof rails • LED personal lamp	£1,180
	Nappa Leather Pack <i>(Standard on AWD Performance)</i>	Quilted Nappa leather upholstery • Suede A/B/C pillars • Suede door trim • Suede headlining • Suede sunvisors	£2,500
	Comfort Pack <i>(Standard on AWD Performance)</i>	18-way electrically adjustable Ergo-Motion driver's seat • Acoustically insulated glazing (rear) • Electric cushion extension (driver's seat) • Front passenger's electric lumbar support • Electric tilt & telescopic steering wheel with memory function • Heated rear seats (3-stage) • Driver's seat memory function • Premium Relaxation Seat (Driver) • Premium Relaxation Seat (Passenger) • Rear side window blinds • Side bolster & cushion adjustment (driver) • Ventilated front seats	£2,930
	Innovation Pack <i>(Standard on AWD Performance)</i>	Blind-Spot View Monitor (BVM) • Electrochromatic driver's door mirror (auto-dimming) • Head-Up Display (HUD) • Intelligent Front-Lighting System (IFS) • Parking Collision-Avoidance Assist ; Reverse (PCA-R) • Parking sensors - front/rear/side • Surround View Monitor (SVM)	£2,890
	Innovation Pack Plus <i>(RWD Pure and AWD Sport. For AWD Performance, see below)</i>	Built-in dash cam • Blind-Spot View Monitor (BVM) • Digital Center Mirror (DCM) • Digital Key 2 • Dynamic Welcome Lighting • Face Connect • Forward Collision-Avoidance Assist 2 (FCA 2) • Head-Up Display (HUD) • Highway Driving Assist 2 (HDA 2) • Intelligent Front-Lighting System (IFS) • Parking Collision-Avoidance Assist ; Reverse/Forward/Side • Remote Smart Parking Assist 2 (RSPA 2) • Surround View Monitor (SVM)	£5,290
AWD Sport	Preview ECS	Preview Electronic Control Suspension	£990
AWD Performance	Digital Side Mirrors (DSM)	Replaces the standard door mirrors with high-definition cameras for a clear and wide-angle rear view, via dedicated high-resolution interior displays.	£1,310
	Innovation Pack Plus	Built-in dash cam • Digital Center Mirror (DCM) • Digital Key 2 • Dynamic Welcome Lighting • Face Connect • Forward Collision-Avoidance Assist 2 (FCA 2) • Highway Driving Assist 2 (HDA 2) • Parking Collision-Avoidance Assist ; Reverse/Forward/Side • Remote Smart Parking Assist 2 (RSPA 2)	£2,910

TECHNICAL SPECIFICATIONS

BATTERY & POWERTRAIN

	RWD Pure	AWD Sport	AWD Performance
Type of battery		Li-ion	
Battery Capacity		84 kWh	
Range Combined WLTP (based on a full charge)	348 miles	318 miles	311 miles
Range City WLTP (based on a full charge)	481 miles	410 miles	398 miles
Weight	478.8 kg		481.5 kg
Operating Voltage		690 V	
On Board Charger capacity	7 (Single-phase) / 10.5 (Three-phase) 220 V / 11 (Three-phase) 230 V		
Max. output, front	-	74 kW (100 PS)	180 kW (245 PS)
Max. output, rear	168 kW (229 PS)	160 kW (218 PS)	180 kW (245 PS)
Max. total output	168 kW (229 PS)	234 kW (318 PS)	360 kW (490 PS)
Max. torque	350 Nm	605 Nm	700 Nm
Noise level, moving		66 dB (A)	

VEHICLE TO LOAD CAPACITY

	RWD Pure	AWD Sport	AWD Performance
Max. power		3.68 kW	

CHARGE TIME ²

	RWD Pure	AWD Sport	AWD Performance
Quick Charge DC (10% > 80%) 240 kW		18 Minutes ³	
Quick Charge DC (10% > 80%) 50 kW		81 Minutes	
Standard AC (10% > 100%) 11 kW	7 Hours 35 Minutes		
Domestic charge with ICCB AC (10% > 100%) 2.7 kW (in cable control box)	34 Hours 40 Minutes		

CHARGING CABLES

Public charging cable (AC) Type 2 Mode 3	
Length	5 m
Max. Voltage	480 V
Max. Amperage	32 A
Type	Type 2 <-> Type 2

DRIVING DYNAMICS AND SAFETY

	RWD Pure	AWD Sport	AWD Performance
Suspension type, front		MacPherson Twin arm	
Suspension type, rear		5 Link Multilink	
Brake type, front		ventilated / Ø360X34t	
Brake type, rear		ventilated / Ø360X20t	
Steering ratio		12.57	
Tyres	235/55 R19	255/45 R20	255/40 R21
Rims	8.0J x 19	8.5J x 20	8.5J x 21

PERFORMANCE ²

	RWD Pure	AWD Sport	AWD Performance
Acceleration 0-62 mph	7.8 sec	5.5 sec	4.0 sec (in boost mode ⁴)
Acceleration 50-75 mph	5.1 sec	3.7 sec	2.5 sec (in boost mode ⁴)
Top speed	115 mph	124 mph	146 mph

BODY

	RWD Pure	AWD Sport	AWD Performance
No. of doors / seats		4 / 5	
Length / Width / Height (running order)	4545 mm / 1890 mm / 1580 mm		
Wheelbase	2900 mm		
Overhang, front / rear	860 mm / 785 mm		
Minimum ground clearance	160 mm		
Minimum turning radius	5.97 m		
Mass in running order (minimum)	2050 kg	2170 kg	2220 kg
Max. loading mass	2510 kg	2630 kg	2675 kg
Max. trailer load (braked / unbraked)	1600 kg / 750 kg		
Vertical load	100 kg		
Luggage comp. capacity (VDA)	432 l		
Trunk volume front ("Frunk")	53 l		
Coefficient of drag	0.28	0.29	0.3

ELECTRIC ENERGY CONSUMPTION WLTP ^{1,2}

	RWD Pure	AWD Sport	AWD Performance
Combined	3.7 mi/kWh	3.4 mi/kWh	3.3 mi/kWh
City	5.5 mi/kWh	4.5 mi/kWh	4.3 mi/kWh

¹ The consumption and emission values shown were determined according to the statutory legal measurement procedures. The fuel consumption and emission values shown are based on the Worldwide Harmonised Light Vehicles Test Procedure (WLTP). Further information on the WLTP measurement procedures can be found at <https://www.genesis.com/uk/en/wltp.html>. Due to the more realistic test conditions, the fuel consumption and CO₂ emission values measured in accordance with the WLTP are often higher than those measured according to the NEDC.

² The electric energy consumption, charge time and performance figures may not reflect real life driving results, which will depend upon a number of factors including the starting charge of the battery, accessories fitted (post-registration), variations in weather, driving styles and vehicle load. The optional equipment you have selected during configuration may result in your configured model corresponding to a different approved vehicle type than a vehicle without the optional equipment. This may also cause deviations in the values for the configured model.

³ Only with 350 kW ultra-rapid chargers which are not widely available in the UK.

⁴ Boost mode adds a 10-second power boost thanks to the additional 20 kW per each motor.