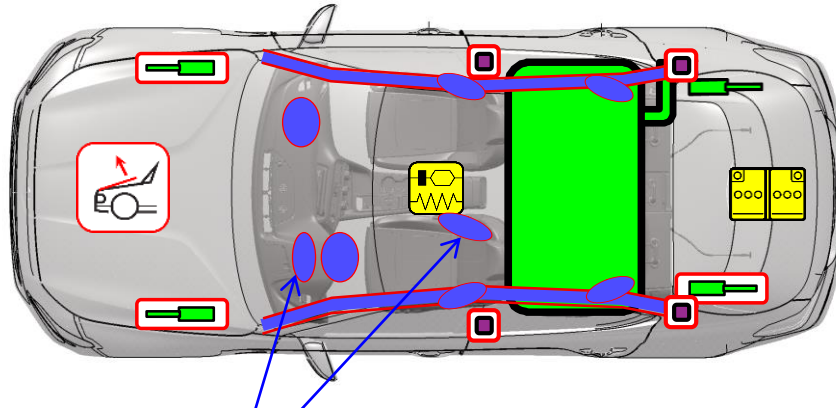


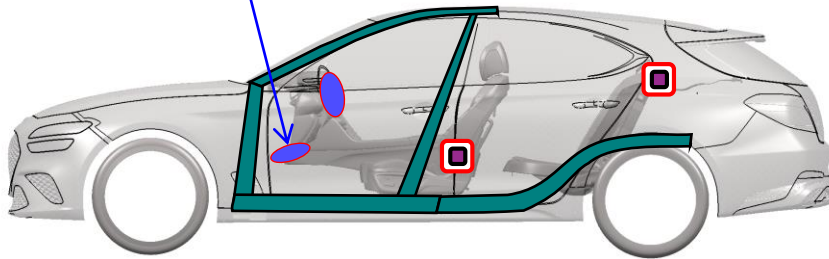


GENESIS

Genesis G70
Shooting Brake, 5 doors
From May 2021



Driver side only



	Airbag		Stored gas inflator		Seat belt pretensioner		SRS control unit		Pedestrian protection active system
	Automatic rollover protection system		Gas strut / Preloaded spring		High strength zone		Zone requiring special attention		High voltage component
	Battery low-voltage		Ultra-capacitor, low voltage		Fuel tank		Gas tank		Safety value
	Battery pack, high-voltage		High voltage power cable		High voltage device that disconnects high voltage		Fuse box disabling high voltage		High voltage ultra capacitor

1. Identification / recognition



G70

2.2D 2.0T 4WD



Fuel door



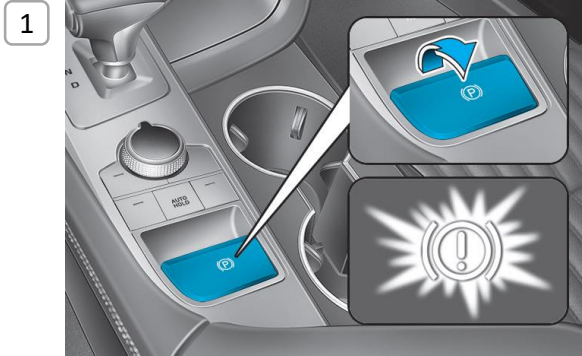
Diesel




Gasoline

2. Immobilisation / stabilisation / lifting

■ Immobilisation




1. Check the wheels and pull the switch to set the parking brake.



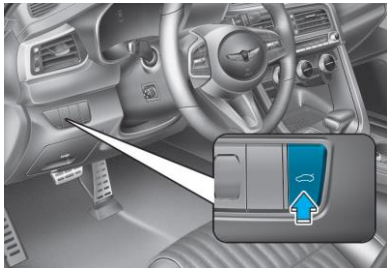
2. For automatic transmission vehicles, shift into park (P) gear.

■ Lifting positions at car underbody:





3. Disable direct hazards / safety regulations

■ Access to the battery



or



1. Press and hold the tailgate open button located on the instrument panel to open the power tailgate.

1. Press the tailgate open button located outside the tailgate while carrying the smart key to open the power tailgate.

2-1. To access the battery, remove luggage boarder.
2-2. Remove luggage center tray or temporary tire.

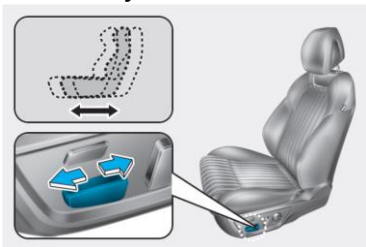
■ Disabling procedure



- 1) Switch off the ignition
- 2) Disconnect the negative terminal (-)
- 3) Disconnect the positive terminal (+)

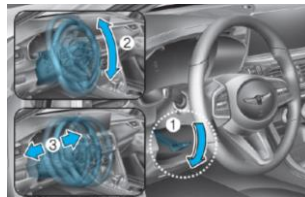
4. Access to the occupants

■ Seat adjustment

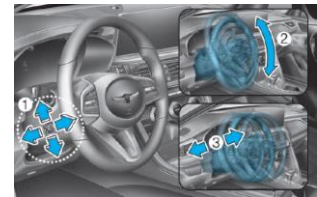


■ Steering column adjustment

Manual adjustment



Power adjustment



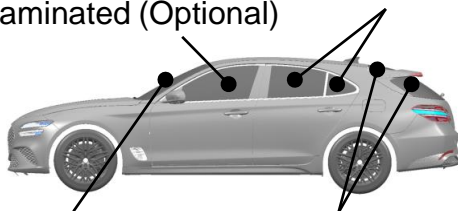
■ Glass

Side glazing:

- Tempered (Standard)
- Laminated (Optional)

Side glazing:

- Tempered (Standard)




Windshield Glass:
Laminated

Rear Glass:
Tempered

■ Vehicle Body

Hardened Steel:



5. Stored energy / liquids / gases / solids

■ Fuel Tank



60ℓ

60ℓ

■ Battery

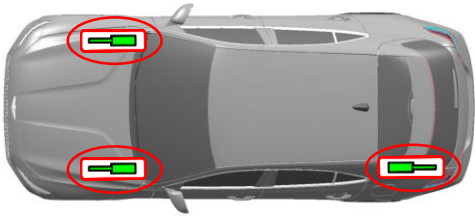


12 V

6. In case of fire

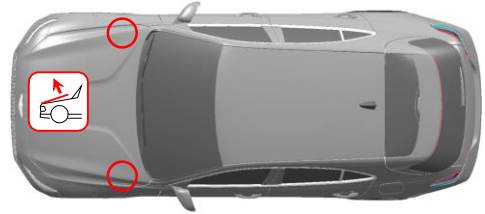
■ Gas Strut

→ Risk of missile effect



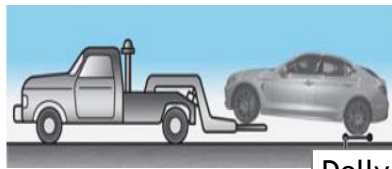
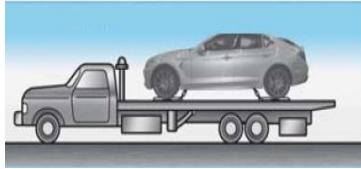
■ Pedestrian protection active system

→ Pyrotechnical actuators



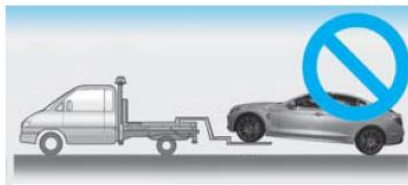
8. Towing / transportation / storage

OK :



Notice: AWD (All Wheel Drive) vehicle must be towed with all wheels off the ground, either on a flatbed tow truck or using dollies.

Not OK :



Notice : Do not tow with sling-type equipment. Use a wheel lift or flatbed equipment. Do not tow the vehicle with the rear wheels on the ground as this may cause damage to the vehicle.