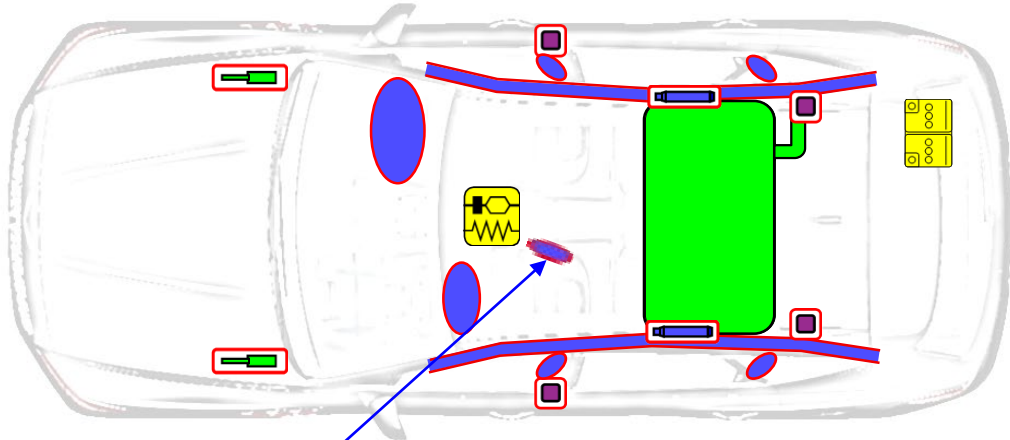


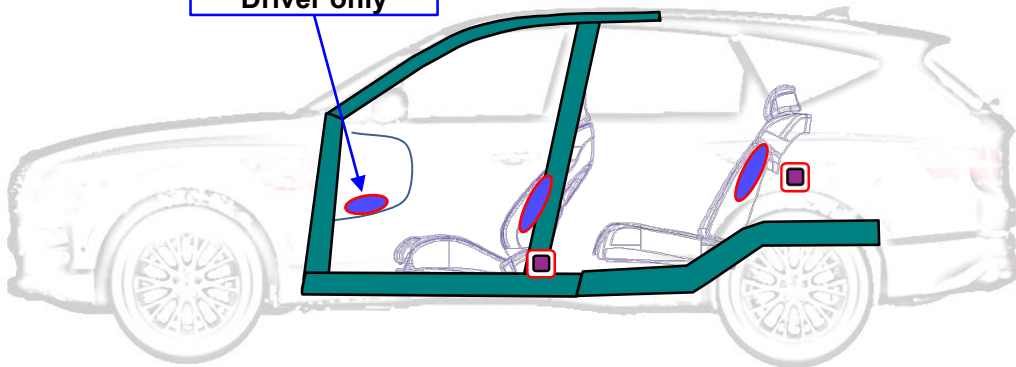


# Genesis GV80

SUV, 4 doors  
From March 2020



Driver only



Reserved for holes (paper version)

	Airbag		Stored gas inflator		Seat belt pretensioner		SRS control unit		Pedestrian protection active system
	Automatic rollover protection system		Gas strut/ Preloaded spring		High strength zone		Zone requiring special attention		
	Battery low voltage		Ultra capacitor, low voltage		Fuel tank		Gas tank		Safety valve
	High voltage battery pack		High voltage power cable/ component		High voltage disconnect		Fuse box disabling high voltage system		Ultra capacitor, high voltage

ID No.

Version No.

Version date

Page

KMT-JX1-RSI-03-202101

03

01/2021

1 of 4

# 1. Identification / recognition

Brand Emblem



Fuel door



Diesel

Gasoline

GV80

**AWD**

All Wheel Drive

**2.5T**

Turbo Gasoline

**3.0D**

Turbo Diesel

# 2. Immobilisation / stabilisation / lifting

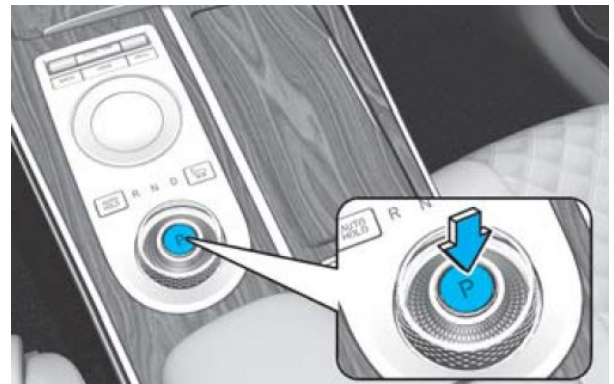
## ■ Immobilization

1




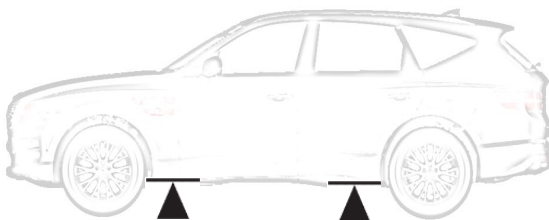
1. Chock the wheels and pull the switch to set the parking brake.

2



2. For automatic transmission vehicles, shift into park (P) gear.

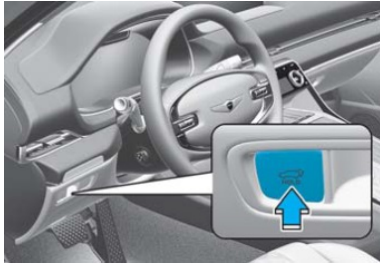
## ■ Lifting points under the vehicle : ■



	ID No.	Version No.	Version date	Page
	KMT-JX1-RSI-03-202101	03	01/2021	2 of 4

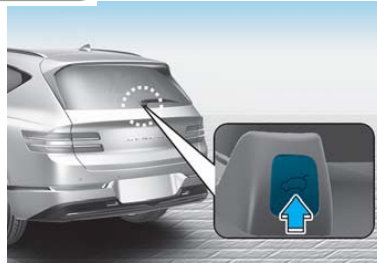
### 3. Disable direct hazards / safety regulations

#### ■ Access to the battery

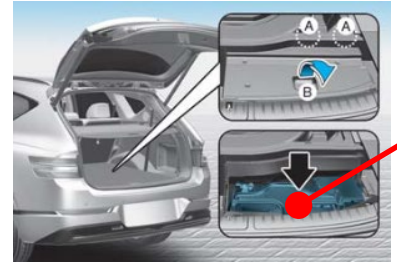


1. Press and hold the tailgate open button located on the instrument panel to open the power tailgate.

or



1. Press the tailgate open button located outside the tailgate while carrying the smart key to open the power tailgate.



2. To access the battery, remove the clip (A) and release the cover (B).



#### ■ Disabling procedure



① Turn the ignition switch off



② Disconnect the negative(-) terminal



③ Disconnect the positive(+) terminal

### 4. Access to the occupants

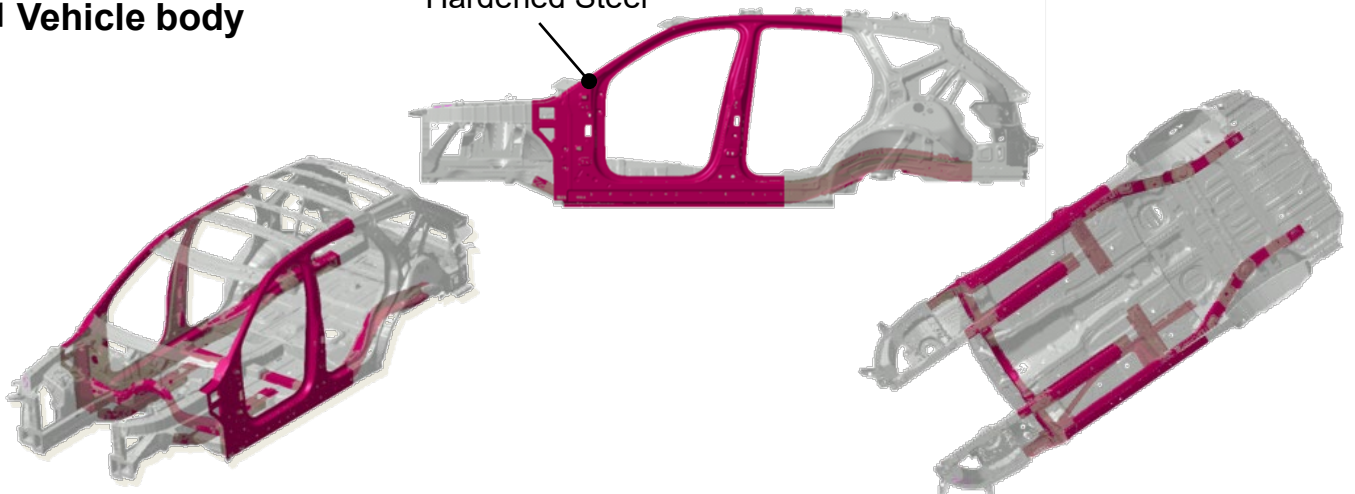
#### ■ Glass

- 1: Laminated
- 2+3: Tempered (Standard), Laminated(OPT)
- 4+5: Tempered



#### ■ Vehicle body

Hardened Steel



	ID No.	Version No.	Version date	Page
	KMT-JX1-RSI-03-202101	03	01/2021	3 of 4

## 5. Stored energy / liquids / gases / solids

### ■ Fuel Tank

80ℓ

80ℓ

### ■ Battery



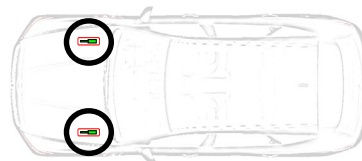
12 V

## 6. In case of fire

### ■ Gas Strut




- Risk of missile effect of hood.

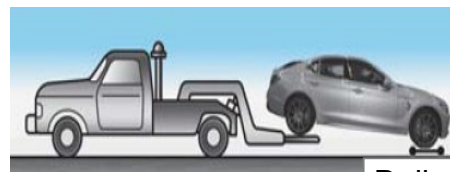


## 8. Towing / transportation / storage

OK :



Dolly



Dolly

Notice:

A towed AWD (All Wheel Drive) vehicle must have all its wheels off the ground.  
Keep it on a flatbed tow truck or use dollies.

Not OK :



Notice :

Do not tow with sling-type equipment.  
Do not tow the vehicle with the rear wheels on the ground.  
This could damage the vehicle.

## 9. Important additional information

Standard equipment includes 2 seating rows (max. 5 occupants)

Optional equipment includes 3<sup>rd</sup> seating row (max. 7 occupants)

	ID No.	Version No.	Version date	Page
	KMT-JX1-RSI-03-202101	03	01/2021	4 of 4